

The monthly newsletter for the residents of Genesee Village

November 2025

Vol. 09 No. 11 • Circulation: 355

Free Pumpkin Collection

After Halloween, don't let your pumpkins simply rot away – turn them into compost! Drop off begins on Monday, November 3 and continues until Friday, November 14. Visit our website at <https://a1organics.com>. Bring your pumpkins to us! Participating in our Pumpkin Recycling Initiative is easier than you might think.

- Only 10 pumpkins or less per household (standard tipping rates will apply for large volumes).
- Please ensure that all pumpkins are free of paint, foil, and candles.
- No contamination allowed.

Location: A1 Organics
Mountain States
2300 W. Radcliff Avenue
Sheridan, CO 80110

Hours:

Monday - Friday:
7:00am-4:00pm
Closed Saturday & Sunday

*There is always, always
something to be thankful for.*

—Rhonda Byrne

Don't Blow Leaves Into The Street

As we enter the fall season, leaves all around Colorado are starting to fall. Although pretty in the trees, the leaves can cause issues in the streets.

You could face a fine if you rake or blow the fall leaves from your lawn into the streets. That's because the leaves, or other yard waste, can clog the storm drains and cause flooding. It is also dangerous for our water quality.

10 Tips For Raising Grateful Kids

1. Set an example. Kids learn a lot from watching their parents. Show them what it means to be grateful by offering a genuine “thank you!” to a waitress who serves your food, a helpful neighbor, someone who holds the door open for you. But don't stop there — include your kids, too. Thanking children for doing things that are helpful, even when they are chores like putting away toys, reinforces the behavior and lets them know they're appreciated.

2. Point out generosity. Call attention to it when people (including your kids!) do things that go beyond what's expected — helping without being asked, being especially thoughtful, or taking extra time to do something because it's important to someone else. Send the message that you will notice if they knock themselves out for you, or for someone else.

3. Have a talk. Try asking your child how they feel when people say thank you to them for doing something nice, and then how they feel when they don't.

4. Find fun ways to say thanks. There are lots of ways to show gratitude. If your child isn't comfortable talking to strangers or has a hard time expressing themselves in writing, work together to come up with a different way for them to show their appreciation. They could try giving a smile or a thumbs up if someone holds the door, or show grandma how much they love their new coat by drawing a thank you picture (or taking a smiling selfie!) instead of writing a card.

5. Share the love. Encourage kids to think of people who help them, from coaches to neighbors to the local firemen, and say thanks with cookies or cupcakes.

6. Put things in perspective. Talk to your kids about those who are less fortunate. Understanding that not everyone has the same advantages will help

them develop compassion for others and gratitude for their own privileges.

7. Let kids choose. Encourage kids to turn their interests into action. Whether it's a fundraising drive at school, a bake sale, or a run for charity, expressing their interests and using their skills for a good cause is a great way to boost their confidence and give them a chance to give back at the same time.

8. Get involved. If kids are too young to go alone or aren't comfortable dealing with strangers solo, make giving back a family affair. Find places where you can volunteer together or let your child choose a charity to donate to.

9. Make gratitude part of bedtime. When you tuck them in at night, ask your child to tell you three things they're grateful for. Even if they've had a bad day it will help them — and you — end each day on a positive note.

10. Give kids credit. Be mindful of the fact that your child may have their own way of expressing gratitude, even if it doesn't fit your expectations.

[—https://childmind.org/article](https://childmind.org/article)



The 15 Must-Dos Of Fall Yard Cleanup

1. Clean out debris. Clear out flower beds of leaves, etc. to keep the critters away from your house. Pay special attention to rose beds, as their foliage can foster disease over the winter.

2. Clean up the vegetable garden. After the final harvest, pull out old vegetable plants and remove debris. Now is the time to prep your soil for maximum yield next season.

3. Trim rogue branches. Trim up dead, damaged, or diseased branches. Prune out-of-place tree branches that may cause trouble during the winter.

4. Clean out the gutters. Before the rain and snow start falling, clear out the leaves and other debris from your home's rain gutters. Check for proper drainage, clear out any blockages with a small garden trowel, and rinse with a hose.

5. Dry everything out. Drain all water from hoses, fountains, drip irrigation, and other water features, and store them in a dry place. Don't forget to blow out those sprinklers!

6. Aerate the lawn. Break up soil to keep water from pooling and guarantee that nutrients will reach the roots over the winter.

7. Feed the lawn. Send your yard into winter with the nutrients it needs to survive the long, cold sleep. Add a fall lawn fertilizer with high phosphorous content to encourage root growth and enjoy a lush, green lawn come spring.

8. Rake and mulch. Left alone, leaf litter can suffocate the grass. So, rake them up, shred them, and use them as mulch for young trees, shrubs, and flower beds to provide a boost of nutrients, help with weed control, and keep roots warm. You might even be able to skip the raking part if you use a lawn mower to mulch the leaves in your yard.

9. Prune trees and shrubs. Trim any dead branches and cut back overgrown trees and bushes during your fall clean up routine. For fall bloomers, you may want to wait until they've stopped flowering, which can be late winter or early spring.

10. Give it one last mow. Set your mower to a low setting and give the lawn a close buzz before winter sets in.

11. Divide and cut back perennials. Divide plants and add them to other beds where they will also do well. This saves money and time in the spring. Fall-blooming perennials like chrysanthemums shouldn't be divided now—wait and divide them in the spring.

12. Protect cold-sensitive plants. Keep sensitive perennials, shrubs, and roses in top shape through the cold days of winter. Add mulch to the base and wrap plants in cloth barriers to prevent damage from freezing.

13. Plant bulbs, shrubs, and fall annuals. If you want to add new shrubs or spring bulbs like hyacinth, now is the time to get them in the ground. Fall annuals are also a great addition to keep some color in your yard as other plants go to sleep.

14. Protect the deck. Prevent mold and mildew by giving the deck a good power wash. Once the deck is clean and dry, add a weatherproofing stain to protect the wood from moisture damage over the winter.

15. Clean tools and store them. Plants get diseases just like humans and animals. All-purpose cleaner or rubbing alcohol can disinfect small tools like pruners and loppers while you can use bleach for larger metal tools like shovels.

—<https://www.safewise.com>

Village of Genesee

Property Management: 4 Seasons
Management Group

Property Manager: Beau McMahan
hello@4shoa.com

9351 Grant St., Suite 500, Thornton, CO, 80229
303-952-4004 • Website: 222.4SHOA.com

News Articles

The deadline for news articles is the 15th of the month before the next month's issue. Please email news articles to gary@garymanes.com. No endorsement of any product or service is implied or stated by its inclusion in the newsletter.

Appearance of an advertisement in this publication does not constitute a recommendation or endorsement by the publisher or the association of the goods or services offered therein. The opinions expressed in this newsletter are those of the individual authors and not of the Board of Directors of your association or the publisher. Neither the Board, publisher nor the authors intend to provide any professional service or opinion through this publication.

Advertise in this Newsletter!


The deadline for advertisements is the 15th of the month for the next month's issue, except for the Jan. issue which is Dec. 6th.

Newsletter Connections: 303-979-7499 or
info@newsletterconnections.com



To find ad rates and discounts, go to
NewsletterConnections.com or scan QR code.


JKRoofing.com



**J&K
ROOFING**
Calm After the StormSM

**ROOFS WORTH
GOBLING
ABOUT**


40+ YEARS PROTECTING
COLORADO HOMES



**DAVE
LOGAN**
10+ YEAR MEMBER

FREE INSPECTION

303-425-7531



ROOFING + WINDOWS + SIDING + SOLAR

CLASSIFIEDS: The perfect way to find local professionals to work on your house! You can also find tutors, activities, sale items and more!

Find more professionals to suit your needs on our Service Provider Directory at NewsletterConnections.com.

Grass or Corn fed beef for sale - farm fresh, all natural, straight from our CO ranch to your table. Cattle prices are on the rise. Get your beef now in bulk. Sold by 1/4, 1/2 or whole. Call 719-349-0679. KSayles@plainstel.com

TH Consulting. Providing handyman services and GUTTER CLEANING. Please call Trent 720-226-5586.

OB PAINTING. \$500 off exterior/ 10% off interior. Free Estimates. Rob: 303-908-9063.

Classified ads are \$4.00/line (about 40 characters/line). Contact Newsletter Connections at **303-979-7499** or info@newsletterconnections.com to place an ad. To view our display ad prices, visit our website at NewsletterConnections.com. The deadline for placing a classified or display ad is the 15th of the month for the next month's issue (i.e., 15th of Sept. for Oct. issue), except the January issue, which has a deadline of December 7th. Residents placing ads to sell household items are not charged a fee.

**This Space
Intentionally Left Blank
for Teen Services**

History Of Veterans Day

World War I – known at the time as “The Great War” – officially ended when the Treaty of Versailles was signed on June 28, 1919, in the Palace of Versailles outside the town of Versailles, France. However, fighting ceased seven months earlier when an armistice, or temporary cessation of hostilities, between the Allied nations and Germany went into effect on the eleventh hour of the eleventh day of the eleventh month. For that reason, November 11, 1918, is generally regarded as the end of “the war to end all wars.”

Veterans Day continues to be observed on November 11, regardless of what day of the week on which it falls. The restoration of the observance of Veterans Day to November 11 not only preserves the historical significance of the date, but helps focus attention on the important purpose of Veterans Day: A celebration to honor America’s veterans for their patriotism, love of country, and willingness to serve and sacrifice for the common good.

–<https://department.va.gov>



*Fall Into Success With Your
Local Neighborhood Newsletter!*

Reach your community this season with targeted advertising that connects! Showcase your business for engaged neighbors in our trusted newsletter.

IT'S EASY TO GET STARTED!

**Our December deadline
is November 15th.**

**Jump start your 2026 business:
Our January deadline is December 5th.**

303-979-7499



info@newsletterconnections.com
NewsletterConnections.com



Locally owned and operated.



WeeCycle Donation Drive

Wednesday, November 5, 2025

11:00 a.m. – 1:00 p.m., Aspen Grove

Give your gently used baby gear a second life! WeeCycle and Timbuk Toys are teaming up for a special Pop-Up Gear Drive at Aspen Grove (in the parking lot near Timbuk Toys), making it easy for you to donate baby and toddler essentials to families in need.

What to Donate:

- Gently used baby & toddler clothing (newborn – 5T)
- Diapers & wipes (new & unopened)
- Gear & essentials like strollers, car seats (less than 6 years old), pack ‘n plays, and carriers

Every donation helps WeeCycle support Colorado families in need, ensuring all little ones have access to essential items.

16th Annual Denver Veterans Day Run, Festival And Parade

Saturday, November 8, 2025, Denver City Park

5K/10K RUN & RIPPETOE RUCK

The Denver Veterans Day Run, Parade and Festival is held to celebrate and honor the brave men and women who have served our country. Our origins stem from a passion to recognize the sacrifices made by our veterans, create a vibrant community event where we can come together in gratitude and support the mission to help Veterans in Colorado create economic vitality through career advancement and entrepreneurship.

This event supports the mission of Colorado Veterans Project focused on supporting Veterans and Transitioning Active Duty in the pursuit of vibrant careers, meaningful employment, and successful entrepreneurship to continue a meaningful life full of purpose and fulfillment.

Our event involves collaboration with veteran and military focused organizations with the support and collaboration of the City of Denver, ensuring a heartfelt and engaging celebration.

–<https://www.denerveteransday.com/>

“SPECIALIZING IN THE GENESEE AREA”

Enjoy your Genesee Village Newsletter!

If you have anything to contribute or any questions, please let us know.

IF YOU ARE PLANNING ON SELLING YOUR HOME...

CALL FOR A FREE MARKET ANALYSIS...

SELL YOUR HOME WITH ME...

ASK ABOUT MY REDUCED LISTING FEE!

CALL YOUR GENESEE AREA REALTOR



Colorado
**HOUSE
BROKERS**
Manes & Associates

Gary Manes, Broker

Cell 303-870-9172



“Proven Performance...Not Just Promises”